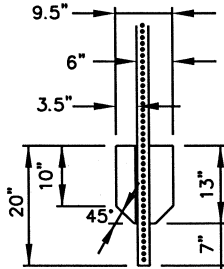
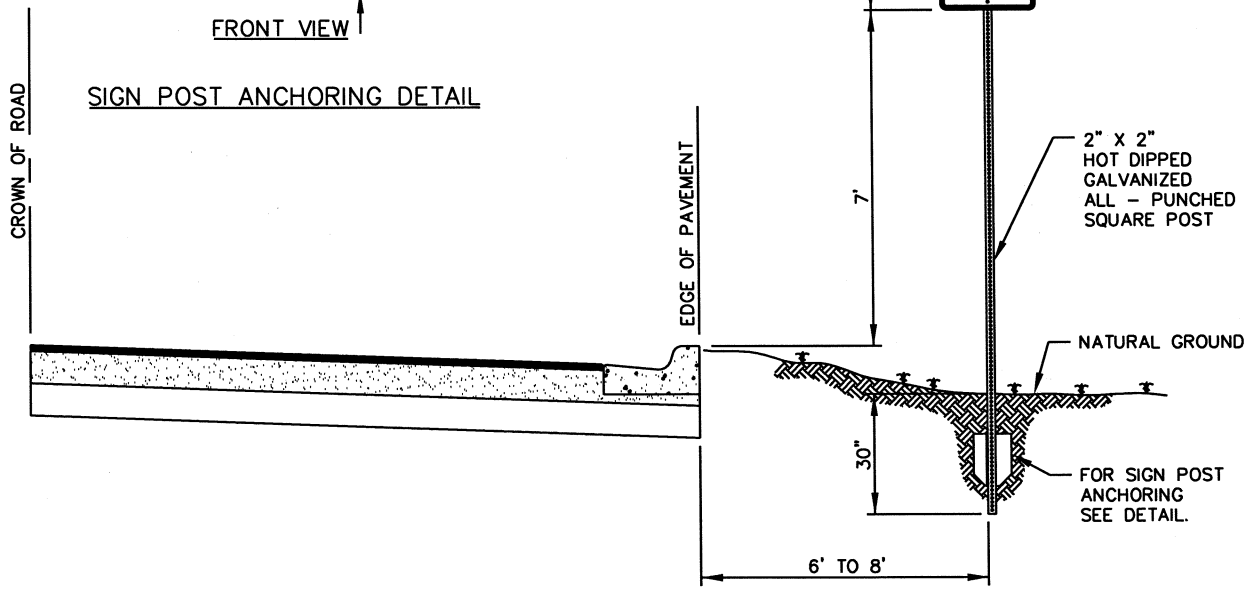


TOP VIEW

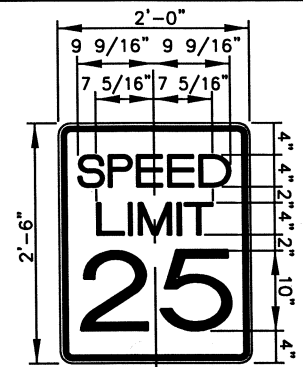


FRONT VIEW



SPEED LIMIT SIGN INSTALLATION DETAIL

F.D.O.T. R2-1



R2-1

2' X 2'-6"

1 1/2" RADII, 5/8" BORDER, 3/8" INSET

COLORS

BACKGROUND - WHITE (REFLECTIVE)

LEGEND AND BORDER - BLACK (NON - REFLECTIVE)

CITY OF MELBOURNE
TRAFFIC SIGN SPECIFICATION SHEET

- SIGN REFLECTIVE SPECIFICATION: 3M HIGH INTENSITY OR EQUIVALENT
- MOUNTING SPECIFICATIONS: SHALL BE MOUNTED ON 2 INCH SQUARE ALL-PUNCHED GALVANIZED POST OF THE APPROPRIATE LENGTH. (MINIMUM 12 FT.)
- MOUNTING HARDWARE: CHERRY-MATE ALUMINUM RIVETS #BALM8BP34 SHALL BE USED TO ATTACH STREET NAME SIGN BLANKS TO POST. TWO SETS OF RIVETS PER SIGN BLANK. STREET SIGN BLANKS SHALL BE RIVETED TOGETHER AT EACH END BY USING A 3/16" SMALL FLANGE AVEX RIVET. ALL OTHER SIGNS SHALL BE ATTACHED TO POST USING 5/16" X 2 1/2" STAINLESS STEEL BOLTS WITH 5/16" STAINLESS STEEL LOCKNUTS.
- GALVANIZED ANCHOR PLATE: A FORMED ANCHOR PLATE (SEE DETAIL) SHALL BE MOUNTED ON POST BY USING 5/16" X 2 1/2" STAINLESS BOLT, WASHER AND 5/16" LOCK NUT. TOP OF PLATE SHALL BE MOUNTED APPROXIMATELY 20" FROM THE BOTTOM OF POST.
- NOTE: WHEN ERECTING STOP SIGN AND STREET NAMES SIGNS ON THE SAME POST A 14 FT. POST IS REQUIRED.
- MAXIMUM LATERAL DISTANCE MEASURED FROM THE NEAR EDGE OF THE ROAD PAVEMENT TO SIGN POST SHALL BE 8 FT., AND THE MINIMUM LATERAL DISTANCE SHALL BE 6 FT.
- HEIGHT REQUIREMENTS: SIGN ERECTIONS SHALL BE SUCH THAT THE BOTTOM OF THE SIGN IS 7 FT. ABOVE ROAD SURFACE.
- EXCEPTION: (COMBINED MOUNTING) WHERE TWO OR MORE SIGNS ARE MOUNTED ON SIGN POST, THE CLEARANCE MAYBE REDUCED TO 6 FT. EXAMPLE: STOP SIGN AND STREET NAME COMBINATION.
- 24" STOP SIGNS SHALL ONLY BE USED WITHIN A SUBDIVISION AREA. STREETS EXITING SUBDIVISION OR MAJOR THOROUGHFARES STOP SIGNS SHALL BE 30".
- ON SUBDIVISION STREETS, A SPEED LIMIT OF 25 MPH WILL BE STANDARD. A STREET CANNOT POSTED LESS THEN 25 MPH WITHOUT A SPEED STUDY BEING COMPLETED AND APPROVED BY THE CITY ENGINEER.
- ALL SIGN INSTALLATIONS SHALL BE APPROVED BY CITY OF MELBOURNE ENGINEERING INSPECTORS.

SPEED LIMIT SIGN INSTALLATION DETAIL



CITY OF MELBOURNE
TRAFFIC ENGINEERING

DESIGNED BY: I.H.

DRAWN BY: G.T.

SCALE: N.T.S.

CHECKED BY: I.H.

DATE: MAY 2005

DRAWING NO.: NONE