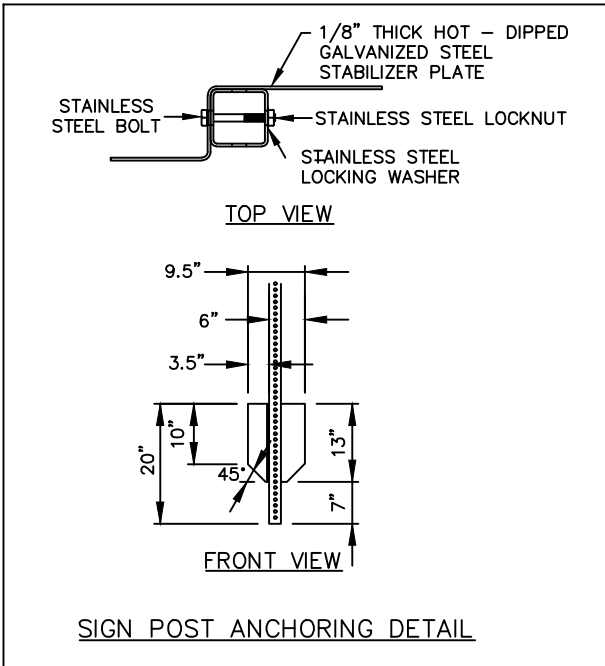
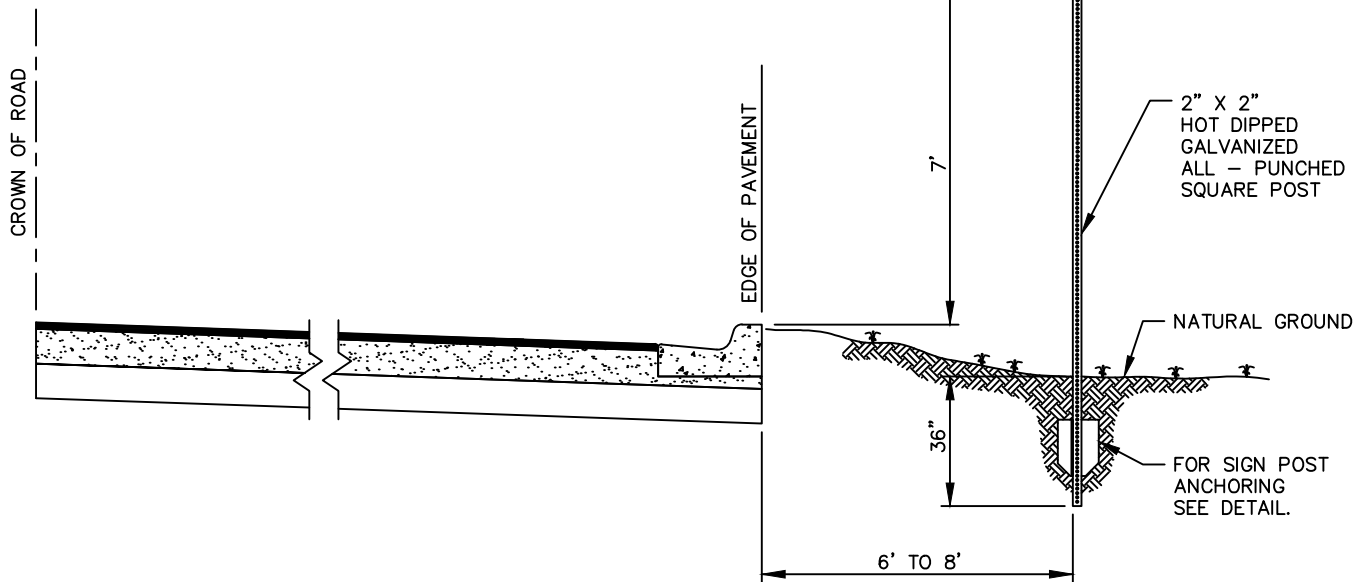
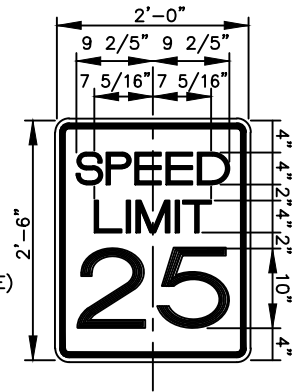


# F.D.O.T. R2-1



**R2-1**  
 2' X 2'-6"  
 1 1/2" RADII, 5/8" BORDER, 3/8" INSET

**COLORS**  
 BACKGROUND - WHITE (REFLECTIVE)  
 LEGEND AND BORDER - BLACK (NON - REFLECTIVE)



**SPEED LIMIT SIGN INSTALLATION DETAIL**

**TRAFFIC SIGN SPECIFICATIONS:**

- SIGN REFLECTIVE SPECIFICATION: 3M HIGH INTENSITY PRISMATIC OR EQUIVALENT
- MOUNTING SPECIFICATIONS: SIGNS SHALL BE MOUNTED ON 2 INCH SQUARE ALL-PUNCHED GALVANIZED POST OF THE APPROPRIATE LENGTH. (MINIMUM 12 FT.)
- MOUNTING HARDWARE: SIGNS SHALL BE ATTACHED TO POSTS USING 5/16" X 2 1/2" STAINLESS STEEL BOLTS WITH 5/16" STAINLESS STEEL LOCKNUTS.
- GALVANIZED ANCHOR PLATE: A FORMED ANCHOR PLATE (SEE DETAIL) SHALL BE MOUNTED ON POSTS BY USING 5/16" X 2 1/2" STAINLESS BOLT, WASHER AND 5/16" LOCK NUT. TOP OF PLATE SHALL BE MOUNTED APPROXIMATELY 20" FROM THE BOTTOM OF THE POST.
- MAXIMUM LATERAL DISTANCE MEASURED FROM THE NEAR EDGE OF THE ROAD PAVEMENT TO SIGN POSTS SHALL BE 8 FT., AND THE MINIMUM LATERAL DISTANCE SHALL BE 6 FT.
- HEIGHT REQUIREMENTS: SIGN ERECTIONS SHALL BE SUCH THAT THE BOTTOM OF THE SIGN IS 7 FT. ABOVE ROAD SURFACE.
- EXCEPTION: (COMBINED MOUNTING) WHERE TWO OR MORE SIGNS ARE MOUNTED ON SIGN POSTS, THE CLEARANCE MAYBE REDUCED TO 6 FT. EXAMPLE: STOP SIGN AND STREET NAME COMBINATION.
- ON SUBDIVISION STREETS, A SPEED LIMIT OF 25 MPH WILL BE STANDARD. NO CITY STREET MAY BE POSTED LESS THEN 25 MPH WITHOUT A SPEED STUDY BEING COMPLETED AND APPROVAL BY THE CITY ENGINEER.
- ALL SIGN INSTALLATIONS SHALL BE APPROVED BY THE CITY OF MELBOURNE ENGINEERING DEPARTMENT.

## SPEED LIMIT SIGN INSTALLATION DETAIL



**CITY OF MELBOURNE  
 TRAFFIC ENGINEERING**

DRAWN BY: B.B.

SCALE: N.T.S.

DATE: JULY 2020

DRAWING NO.: N/A